



FIA STANDARD GUIDELINES PROTECTIVE CLOTHING



Preliminary notices and terms

The reproduction or distribution of these FIA Standard Guidelines Protective Clothing ("Guidelines"), in whole or in part, without the written permission of the FIA, is prohibited except for FIA affiliated members, and the event organisers approved by them, who are entitled to use this document for non-commercial purposes.

INTRODUCTION

1. The FIA Standard Guidelines Protective Clothing ("Guidelines") set out general informational guidance and illustrative graphics regarding Helmets approved in accordance with FIA Standards. This document is provided, at the FIA's discretion, to assist drivers and/or competitors taking part in competitions appearing on the FIA International Sporting Calendar and scrutineers ("Third Parties").

2. Provision of the Guidelines to any Third Party is strictly subject to the Third Party's acceptance of and agreement to comply with these Preliminary Notices and Terms.

DISCLAIMER

3. The contents of the Guidelines (including general informational guidance in relation to health and safety, sporting or technical matters) taken in isolation may not be suitable or appropriate for each and every regional and national "Motor Sport Event" (which incorporates all of the following activities i) motor sports competitions, practices, tests, reconnaissance's / "recces" and demonstrations, ii) any associated entertainment, marketing or commercial activities and iii) any engineering, scrutineering, maintenance or other technical activities, and begins from the time the relevant locations where these activities are taking place are made accessible to any persons, and ends when the relevant locations are closed to access or the activities end, whichever occurs later). This is because the Guidelines relate to FIA Standards created for competitions appearing on the FIA International Sporting Calendar which operate within a regulatory and safety environment that does not apply to Motor Sport Events that do not appear on the FIA International Sporting Calendar.

4. It is the full responsibility of Third Parties to ensure that they understand and comply with any relevant obligations or duties relating to health and safety, product design, construction/manufacturing or consumer law which are placed on them under i) any applicable National Sporting Authority requirements, regulations and safety standards ("ASN Regulations"), ii) FIA requirements, regulations and safety standards ("FIA Regulations") and/or iii) any relevant transnational, national and/or local laws, regulations, directives and decrees passed by the government, a quasi-governmental entity or by any entity which has the same authority as the government in any applicable country or other territory, including all applicable local, state and federal laws, and any industry practices, codes of practice and/or codes of conduct incorporated into any of the foregoing, and all binding court orders, decrees, and any decisions and/or rulings of any competent authority that are relevant ("Applicable Laws"). The FIA assumes no responsibility in relation to such understanding or compliance.

5. The Guidelines do not contain any advice or guidance in relation to Applicable Laws, and the FIA makes no representation or warranty that the general informational guidance within the Guidelines complies with the Applicable Laws applying to a particular Motor Sport Event. Accordingly, it is the full responsibility of Third Parties to i) take appropriate advice and make their own enquiries as to Applicable Laws and any particular local safety requirements or other relevant considerations applying to a Motor Sport Event and ii) to adapt and implement the Guidelines in a suitable and safe manner depending on the circumstances of the particular Motor Sport Event. The FIA assumes no responsibility in this regard.

6. For the avoidance of any doubt, compliance with the Guidelines in isolation does not guarantee the safety of a particular Motor Sport Event.

7. If there is any conflict, or any doubt as to a conflict, between the contents of the Guidelines and Applicable Laws, Applicable Laws always take precedence. If it is possible to comply both with Applicable Laws and the Guidelines (subject to all appropriate adaptations as per paragraph 5), Third Parties should endeavour to do so.

8. The FIA does not make any representation or warranty, express or implied, and does not assume any responsibility as to the quality, suitability or fitness for purpose:

- a. of any equipment, products or designs that may be referred to within the Guidelines; nor

- b. as to the applicability or suitability of the Guidelines in relation to Motor Sport Events that do not appear on the FIA International Sporting Calendar.

9. All Third Parties are made aware that technology utilised in motor sport vehicles, equipment, structures, installations and products is subject to ongoing change and development, as well as good and best practice evolving over time. As a result, the Guidelines are subject to ongoing review and amendment over time.

10. All Third Parties are made aware of the risks that are inherent in the attendance of any person at or within the vicinity of a Motor Sport Event. Depending on the circumstances of the Motor Sport Event, these risks may include (non-exhaustive): the possibility of incidents (resulting from motor sports or otherwise) resulting in physical and/or mental injury or death; exposure to noise; exposure to / interaction with high voltage or other technical / mechanical equipment; or contracting/spreading communicable diseases.

LIMITATION & INDEMNITY

11. The FIA disclaims, excludes and limits (to the fullest extent permitted under Applicable Laws) any and all claims, liability, costs, expenses, damages, losses (including but not limited to any direct, indirect, incidental, special, consequential or exemplary damages or losses, property damage, breach of intellectual property rights, breach of contract, loss of profit, loss of reputation or goodwill, use, data or other intangible loss, loss of agreements or contracts, loss of sales of business and all interest, penalties and legal costs) and any personal or mental injury (including nervous shock, disease, disablement and death and any financial losses resulting), sustained by any organisation or person (including Third Parties and their subsidiaries, affiliates, licensors, licensees, agents, co-branders, partners, employees, directors, members, officers, advisors, consultants, representatives, successors and assigns (collectively the "Representatives")), howsoever arising from any use or implementation of, or reliance placed on the contents of, the Guidelines in relation to a particular Motor Sport Event by Third Parties or their Representatives, including in relation to:

- a. Statements (including false statements), acts or omissions by the FIA or its Representatives or Third Parties and their Representatives; or
- b. Any other negligence, lack of reasonable care, breach of any statutory or other duty or Applicable Laws, careless or wrongful act or wilful default by the FIA or its Representatives or Third Parties and their Representatives.

12. Any use or implementation of, or reliance placed on the contents of, the Guidelines in relation to a particular Motor Sport Event by any Third Party or its Representatives is (to the fullest extent permitted under Applicable Laws) strictly subject to acceptance by the Third Party and its Representatives of the following:

- a. The Third Party and its Representatives agree to waive any rights and/or claims, agree to release, hold harmless and not to sue the FIA or its Representatives in relation to any claims, liabilities, costs, expenses, damages and losses (including those referred to in paragraph 11); and
- b. The Third Party and its Representatives agree to indemnify the FIA and its Representatives in relation to any and all claims, liabilities, costs, expenses, damages and losses (including those referred to in paragraph 11), and this indemnity shall apply whether or not the FIA has been negligent or is at fault; in each case arising from the use or implementation of, or reliance placed on the contents of, the Guidelines in relation to a particular Motor Sport Event.

GOVERNING LAW & JURISDICTION

13. The Guidelines and any dispute or claim (including non-contractual disputes or claims) arising out of or in connection with the Guidelines or their subject matter or formation, shall be governed by and construed in accordance with the laws of France.

14. The courts of France shall have exclusive jurisdiction to settle any dispute or claim (including non-contractual disputes or claims) arising out of or in connection with the Guidelines or their subject matter or formation.

15. Any matters relating to investigation and enforcement of FIA Regulations are subject to the jurisdiction of the internal judicial and disciplinary bodies of the FIA.

SCOPE

The FIA safety regulations are made up of several different types of document. Some of the documents, such as FIA Standards, FIA Homologation Regulations for Safety Equipment and FIA labelling guidelines, are targeted to the safety equipment manufacturers. Some regulations aim to ensure that the safety equipment used in competitions appearing on the FIA International Sporting Calendar delivers a specified level of safety protection. There are other documents, such as Appendices to the International Sporting Code, Technical and Sporting Regulations, that aim to regulate the use of the safety equipment in competitions appearing on the FIA International Sporting Calendar.

The aim of these new Safety Equipment Guidelines ("Guidelines") is to complement the FIA safety regulations and to collect all the relevant regulatory information in one place, including the different Standards recognized by the FIA, the differences between them, the importance of safety equipment, the protection delivered, how to select, use and customize safety equipment, and how to avoid critical mistakes. It also gives tips on how to identify non-original products and what to do after an accident.

This document is intended to make the FIA regulations more easily understandable for competitors and scrutineers.

The text written here does not replace the official documents published on the FIA website and it has no regulatory value.

This is a living document that can be updated to reflect any new information, updates to regulatory or guidance documents or clarification that the FIA considers relevant to the competitors and officials. Please ensure that you take into consideration the latest available version.

TABLE OF CONTENTS

INTRODUCTION	06
<ul style="list-style-type: none">1/ The importance of protective clothing in motor sport accidents2/ Regulations references3/ Protective clothing standards recognised by the FIA	
<hr/>	
USER GUIDE & INSTALLATION	10
<ul style="list-style-type: none">1/ Select the right product2/ Rules of use3/ Maintenance4/ Accessories5/ When to change	
<hr/>	
SCRUTINEERING CORNER	14
<ul style="list-style-type: none">1/ Pre-event control2/ Post-accident analysis	

Personal protective clothing serves a crucial role in maintaining the safety of a competitor participating in motor sport. The use and development of clothing materials has evolved over time and continues to do so. Motor sport has well-known risks to which every competitor, whether professional or amateur, is exposed whilst taking part. The FIA safety effort aims to deliver safety standards with specified safety performance, aiming to cover every category of competition appearing on the FIA International Calendar and protecting everyone regardless of their budget.

All of the FIA Standards have been developed for use in competitions appearing on the FIA International Sporting Calendar. All guidance in this document relates to competitions appearing on the FIA International Sporting Calendar only. If you are taking part in a non-FIA competition then you should check the relevant rules and regulations.



Figure 1 - Stunt man on fire equipped with FIA-approved clothing, helmet and FHR

1 / THE IMPORTANCE OF PROTECTIVE CLOTHING IN MOTOR SPORT ACCIDENTS

FIA 8856 protective clothing is focused on having equipment that entirely protects the driver against flames and exposure to heat for around 15 seconds (8856-2000), and around 18 seconds (8856-2018) before suffering 2nd degree burns, with the exception of hands. For that the user shall wear the integral panoply of clothing shown in Figure 2. The time during which the hands are protected against 2nd degree burns is a compromise between heat protection, comfort and dexterity.



QR 1 – FIA Safety leaflet driver's equipment

OVERALLS: One-piece garment which is worn as an outermost layer over an undergarment, and which is designed to entirely cover the wearer except for the head, hands, and feet. It protects most of the body for a minimum of 12 seconds (8856-2018) or for an average of 11 seconds (8856-2000).

UNDERGARMENT: Garment which is designed to be worn between an outer garment and the wearer's body from the neck to the ankles. This category has several different subtypes:

- **Top undergarment** - Piece of undergarment covering from neck to waist.
- **Bottom undergarment** - Piece of undergarment covering from waist to ankles.
- **Pyjamas** - Piece of undergarment covering from neck to ankles.
- **Cooling undergarment** - Undergarment equipped with a system to limit the increase in body temperature.

Only water or air at atmospheric pressure should circulate in any of these devices.

- **Personal underwear:** Garment worn under the pyjamas, the top undergarment or the bottom undergarment.

SOCKS: Item of clothing covering the foot, reaching to the calf, and worn inside a shoe.

BALAACLAVA: One-piece garment designed to fit closely over the entire head and extending downwards to cover the neck.

UNDERGARMENTS, SOCKS AND BALACLAVA: Each protects you against a 2nd degree burn for up to 5 seconds (8856-2018). Items approved under 8856-2000 must comply with a design requirement of a minimum material density, which is estimated to protect the driver against a 2nd degree burn for up to 5 seconds. Items approved in accordance with FIA Standard 8856-2018 will provide a longer period of heat protection than those under 8856-2000.

SHOES: Covering for the foot with an upper part ending at or above the ankle and including a sole. FIA 8856-2018 approved shoes protect you from 2nd degree burns for a minimum of 11 seconds FIA 8856-2000-approved shoes must meet design requirements of a minimum material density.

GLOVES: Covering of the hand, extending part way up the arm. Gloves protect you from 2nd degree burns for 8 seconds on the palm and 11 seconds on the rest of the gloves (8856-2000 and 8856-2018 approved until December 2022). FIA-approved gloves approved from 1.1.2023 protect you from 2nd degree burns for 9.5 seconds on the palm and 13 seconds on the rest of the gloves. The FIA Standards for gloves must be a compromise between heat protection, comfort and dexterity to allow enough sensitivity and comfort whilst driving.

OVERGARMENTS: Garment designed to be worn over the outer garment to protect the wearer from harsh environments (rain, cold, wind, etc.). Although the overgarments are mainly designed to increase your comfort, they are also designed with flameproof materials.




Figure 2 – Set of protective clothing for competitors (overalls, balaclava, top underwear, bottom underwear, socks, gloves and shoes)

2 / REGULATIONS REFERENCES

To ensure that drivers wear the correct type of clothing for competitions appearing on the FIA International Sporting Calendar, they must check the minimum standard level in Chapter III "Drivers' Equipment" of Appendix L to the International Sporting Code and look for the FIA hologram whenever they are purchasing motor sport safety equipment. The hologram makes it easy to identify which products have been approved by the FIA and subject to stringent tests defined in the FIA Standard.



QR 2 – Appendix L 2023 – International Sporting Code – 19.10.2023

Before purchasing any type of protective clothing, you should check in what kind of event you intend to participate. If you wish to participate in competitions appearing on the FIA International Sporting Calendar, you

can find the information in Appendix L. Otherwise, we invite you to check the sporting and technical regulations for the relevant competition to find out the standard of clothing required. From 2029, only 8856-2018 approved clothing will be allowed in competitions registered on the FIA International Sporting Calendar.

The list of FIA-approved protective clothing can be found on the FIA website on its respective technical list (TL27 for 8856-2000 and TL74 for 8856-2018) and each technical list also lists the approved labelling, which can be checked on each type of equipment.

3/ PROTECTIVE CLOTHING STANDARDS RECOGNIZED BY THE FIA

The FIA Safety Equipment Homologation programme has been designed to ensure that competitors can purchase high-quality safety products with confidence. That is why the FIA recommends that competitors should always look for the FIA hologram.

	PROTECTIVE CLOTHING	MECHANICS CLOTHING	KARTING CLOTHING
Highest level safety standards	FIA Standard 8856-2018	FIA Standard 8867-2016	FIA Standard 8877-2022
Entry level safety standards	FIA Standard 8856-2000		FIA-CKI 2013-1

Table 1 – List of Existing FIA Standards for Protective Clothing

FLAME-RESISTANT PROTECTIVE CLOTHING: Set of flameproof garments (overalls, top and bottom underwear, socks, balaclava, shoes and gloves) designed to protect competitors participating in motor sport events, such as circuit competitions, hill climbs or rally special stages. The 2018 standard is an evolution of the 2000 standard, developed to allow new modern materials enabling the equipment to be more efficient in protecting the driver while remaining comfortable to wear.

MECHANICS CLOTHING: This clothing is designed to protect mechanics against heat and flame while being

in two different pieces, top and bottom, allowing greater comfort. This equipment is not intended to be worn during race time (it is intended for mechanics refuelling cars outside of race time).

KARTING CLOTHING: Garment designed to protect competitors participating in Karting events. This equipment is specialised to protect the wearer against abrasion, which is the main risk in this category, and contact heat (contact with a hot surface) on the sleeves. Under the FIA-CKI 2013-1 standard only overalls can achieve FIA approval. The FIA Standard 8877-2022 sets design and safety performance requirements for overalls, shoes and gloves. Karting clothing is not suitable for racing car competitions.

NOTE: These guidelines are focused on the flame-resistant clothing. During 2023 the FIA will create guidelines, similar to these ones, specific to the karting clothing standards.

KARTING PROTECTIVE CLOTHING	FLAME-RESISTANT PROTECTIVE CLOTHING
<ul style="list-style-type: none"> Protection against: <ul style="list-style-type: none"> - Abrasion - Contact heat - only the sleeves (contact with a hot surface) 	<ul style="list-style-type: none"> Protection against: <ul style="list-style-type: none"> - Fire - Heat Transmission (proximity with flames)
<ul style="list-style-type: none"> No protection against fire or heat transmission (proximity with flames) 	<ul style="list-style-type: none"> No protection against abrasion or contact heat (contact with a hot surface)
<ul style="list-style-type: none"> Not suitable for Racing Car Competitions 	<ul style="list-style-type: none"> Not suitable for Karting Competitions



Table 2 – Karting Clothing versus Flame-Resistant Clothing





1/ SELECT THE RIGHT PRODUCT

Users must ensure that garments are not too tight, as this reduces the level of protection, and that they are comfortable to wear under the actual conditions of use. It is important that competitors read the equipment user manual before using safety products. User manuals, will provide very important information to enable competitors to benefit from the highest safety performance delivered by the product.

2/ RULES OF USE

Wearers are warned of the particular vulnerability of the neck, wrists and ankles. The neck, wrists and ankles shall always be covered by at least two articles of protective clothing.



Figure 3 – Overlap of the overalls and balaclava

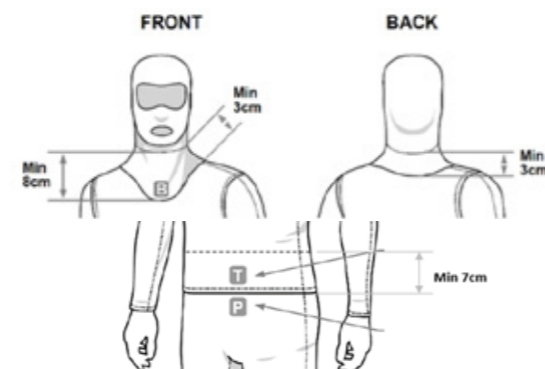


Figure 4 – Overlap of the undergarment and balaclava

The balaclava and top underwear shall overlap by a minimum of 3 cm around the driver's neck, except at the front central line where they shall overlap by at least 8 cm. The balaclava shall always be under the overalls on the neck to correctly protect the neck. The top and bottom underwear shall overlap by a minimum of 7 cm around the driver's waist. Gloves should always cover the overalls and not expose the wrists. Socks must be overlapping with the bottom undergarment, and it is strongly recommended that the socks are not visible between the bottom of the overalls and the shoes as this creates a vulnerable area in case of fire.

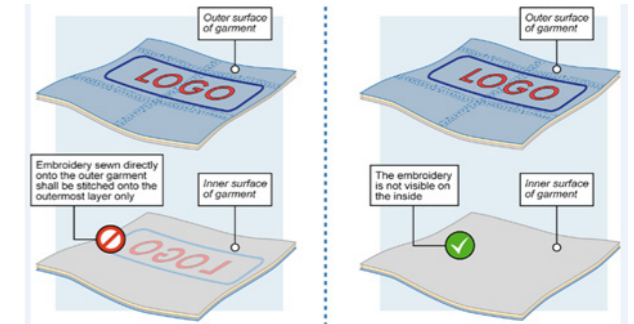


Figure 5 – Example of incorrect (on the left) and correct (on the right) embroidery

PERSONAL UNDERWEAR

According to the Appendix L to the ISC Chapter III article 2, wearing personal underwear between your skin and the compulsory FIA-approved underwear is optional. If drivers wish to wear personal underwear, they can wear:

- i) additional personal flameproof underwear, which is not FIA approved,
- ii) FIA-approved personal underwear, or
- iii) in case of justified medical reasons, non-FIA-approved underwear. However, the use of synthetic, non-flameproof materials in contact with the driver's skin is not authorised.

CUSTOMISATION FOR RACING SUITS

According to the Appendix L to the ISC Chapter III article 2, customisation is allowed on the clothing when following specific rules that will not affect the safety performance of the safety equipment. In case of doubt over the addition of advertising, it is recommended to contact the clothing manufacturer. Drivers have at their disposal three different ways to customise their clothing, which are:

- 1. Printing and transfers – can only be carried out by the clothing manufacturer. In the case of 8856-2018 approved clothing, customisation by printing and transfer must be accompanied by a certificate issued by the clothing manufacturer.
- 2. Embroidery – embroidery sewn directly onto the garment must be stitched onto the outermost layer only, for better heat insulation.

- 3. Addition of badges – the backing material of badges and the thread used for affixing them to the garment must be flameproof. The stitching of badges can go through all the layers, provided that the thread is flameproof and compliant with ISO 15025.



Figure 6 – Badge fixation (thread and backing flameproof)

Be aware that coloured dye is prohibited as it can change the properties of the materials and reduce the safety performance of the clothing.

Adaptation for drivers with disabilities: protective clothing can be modified to suit the needs of a driver with disabilities only by the manufacturer. In the case of FIA-approved 8856-2018, modified clothing must be accompanied by a customisation certificate.



Figure 7 – Example of adaptations for drivers with disabilities

3/ MAINTENANCE

Strictly follow the cleaning and maintenance instructions of the clothing manufacturer from whom you purchased your equipment. Every single item of FIA-approved clothing must have a label with the cleaning instructions in addition to the user manual. The use of damaged racewear increases the risk of injuries if an accident occurs. For any repair, contact the equipment manufacturer. Always protect your protective clothing when it is not in use. Avoid leaving the clothing in direct sunlight or



in contact with dirt or moisture, as this can affect the performance of the equipment. Keep the clothing in a closed bag or box in a dry environment.

4/ ACCESSORIES

BIOMETRIC DEVICES: Only devices approved according to FIA standard 8868-2018, which can be found on technical list n°63, may be used during a competition registered on the FIA International Sporting Calendar. Such devices are tested against fire and risk of explosion to ensure that they do not increase any risk of injury for the wearer. Untested equipment that is placed inside the layers of protective clothing can cause serious injuries and reduce the protection provided by the equipment worn on top of them, especially if they contain any type of battery.

POCKETS: Do not add pockets to the inside of the equipment. Any hardware that is added inside the protective clothing may reduce the protection provided



by the FIA-approved clothing.

TUBES AND CABLES: Only use passthrough holes designed by the manufacturers to pass cables and drinking tubes; these holes are designed not to reduce the protection provided by the equipment. Do not create holes or pass tubes or cables through the bottom part of the zip closure.

KNEE OR ELBOW PADS: According to the Appendix L to the ISC Chapter III article 2, knee and elbow pads used during an event on top of the overall are authorized if they are flameproof and compliant with ISO 15025.

6/ WHEN TO CHANGE

For 8856-2018 approved clothing, the validity of the clothing expires 10 years after the year of manufacture. This is due to the fact that during the research to update the FIA 8856 standard, the laboratory tests proved that the performance of the equipment is significantly reduced after 10 years.

The following is valid for FIA 8856-2000 and 8856-2018 approved clothing:

If the equipment is damaged, unstitched or has any type of hole, contact the manufacturer, who will check its conformity and decide if it can be repaired or if it needs to be changed.

If the equipment is loose on the wrists and ankles, or the openings stop working, please contact the manufacturer to replace them – do not replace them yourself as the ones present on the garment have been tested against fire and heat.

1/ PRE-EVENT CONTROL

TECHNICAL LIST

Please ensure that you have downloaded the latest version of the technical list. The technical list contains very useful information to allow you to check that the safety equipment is in compliance with the FIA Safety Regulations. In addition, items of FIA-approved protective clothing according to FIA standard 8856-2018 have a presentation form. In case of doubt, you can compare the safety equipment with the presentation form. You need to ensure that you consult the latest versions updated on the FIA website. The presentation forms are accessible through the link on the relevant technical list.



QR 3 – Technical List N°74 for Protective Clothing



QR 4 – Technical List N°27 for Protective Clothing

In addition, FIA-approved protective clothing according to FIA standard 8856-2018 and has a presentation form: Make sure you consult the latest version on the FIA website. In it you can check the following:

- Visual of the garment
- Detail on the assemblies

- Shoulder handles
- Options added to the equipment (bootcut, additional openings, etc.)
- How to find the customisation certificate
- Complementary information

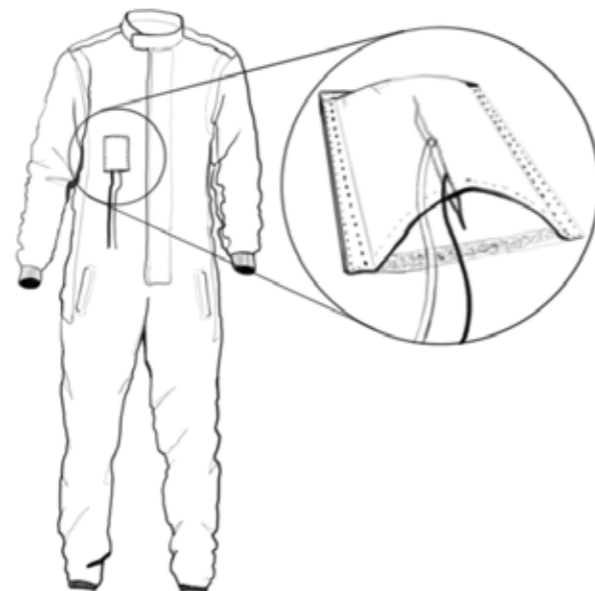


Figure 8 – Openings for tubes and cables

Check the FIA labels and holograms; each garment, apart from the socks, has a label and a hologram. The technical list of each standard has an example of what the label and hologram must look like. Each glove must have a hologram, as must each shoe. Socks have no hologram, but each must have an FIA label. Please ensure that customisation is carried out in accordance with the above section Customisation for Racing Suits. You can make other quick checks to see if the equipment is too worn or has any type of hole or non-closing aperture.

FIA LABELS

The FIA-approved label is affixed to the products only if they comply with the FIA's safety requirements. It is easy to identify which products meet the relevant FIA Standard: simply look for the FIA hologram and label on the product.

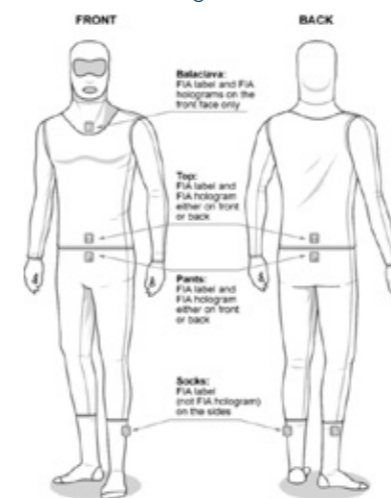


Figure 9 – Position of the FIA label on undergarment, socks and balaclava

Figure 9 shows the expected positions on where to find the labels on the undergarment, balaclava and socks. The label of the overalls is embroidered on the back of the collar, the gloves label is located on the cuff side of the glove, and the shoes label is on the tongue or on the side of the shoes if there is no tongue. Table 3 and Figure 10 summarise the FIA label and hologram requirements for each item and FIA Standard. In case of doubt, contact your ASN or the officials at the event.



GARMENT	8856-2000	8856-2018
Overalls	Embroidery on the back of the collar – Yellow or dark blue Hologram since 01.01.2013 on the inner flap of the closing system	Label on the socks No Hologram
Socks	Label on the socks No Hologram	Label on the exterior of the cuff Hologram on interior of the cuff beneath the homologation label Each Glove Must Have a label and hologram
Gloves	Label on the exterior of the cuff Hologram since 01.01.2016 on interior of the cuff beneath the homologation label Each Glove Must Have a label and hologram	Label on the exterior of the Tongue Hologram on interior of the tongue beneath the homologation label Each Shoe Must Have a label and hologram
Shoes	Label on the exterior of the Tongue Hologram since 01.01.2016 on interior of the tongue beneath the homologation label Each Shoe Must Have a label and hologram	Hologram side by side with the homologation label
Others	Hologram since 01.01.2016 side by side with the homologation label	Label on the socks No Hologram

Table 3 – FIA labelling summary for Protective Flame-Resistant Clothing





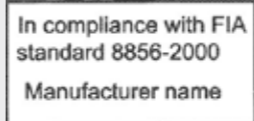

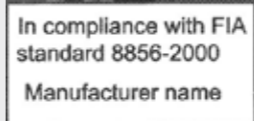


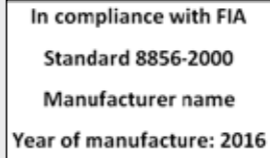

GARMENT	8856-2000	8856-2018
Overalls	 	 
Socks		
Shoes, Gloves, Balaclavas, Undergarments, Overgarments, Cooling undergarments, Personal underwear		 
	 	

Table 4 – Labelling example for flame-resistant clothing according to TL27 and 74

CHECKLIST TO IDENTIFY CLOTHING COMPLIANCE WITH FIA REGULATIONS

1. Compare FIA label and hologram affixed on the clothing with label template shown in the respective Technical List.
The way the information is displayed, the font and bold shall be the same as the template.
The standard, manufacturer name, W homologation number and validity should always be displayed.



Figure 10 – Labels on clothing vs Templates

2. Compare information shown in the FIA label with the information shown in the respective Technical List. The homologation number and manufacturer name should be clearly identifiable. The type of product as well as the model name is displayed on the equipment.
The validity of the FIA Standard 8856-2018 is 10 Years.
The number shown in the label shall be less than or equal to the last column of the technical list (Product valid until)
3. Compare the product validity shown on the product itself with the product validity date shown in the technical list.
The validity of the FIA Standard 8856-2018 is 10 Years.
The number shown in the label shall be less than or equal to the last column of the technical list (Product valid until)
4. In case of doubt, visually compare the protective clothing with the respective presentation form and Customization certificate. All the relevant technical information of the protective clothing shall be accessible on the presentation form.

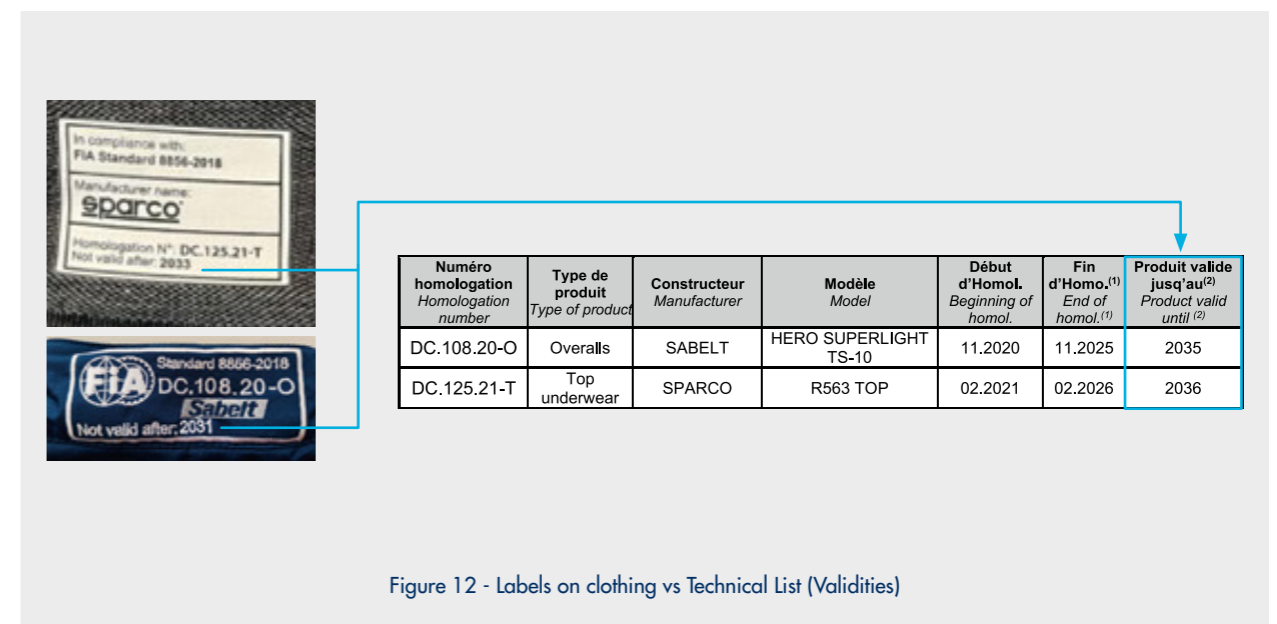


Figure 12 - Labels on clothing vs Technical List (Validities)

2/ POST-ACCIDENT ANALYSIS

The official responsible for safety on-site (Technical Delegate or Chief Scrutineer) should visually inspect the protective clothing after any accident; any impact can cause friction on the equipment and create holes or rupture the seams of the equipment. In case of fire, the equipment must be inspected for burn marks as it will no longer serve its purpose in this area.

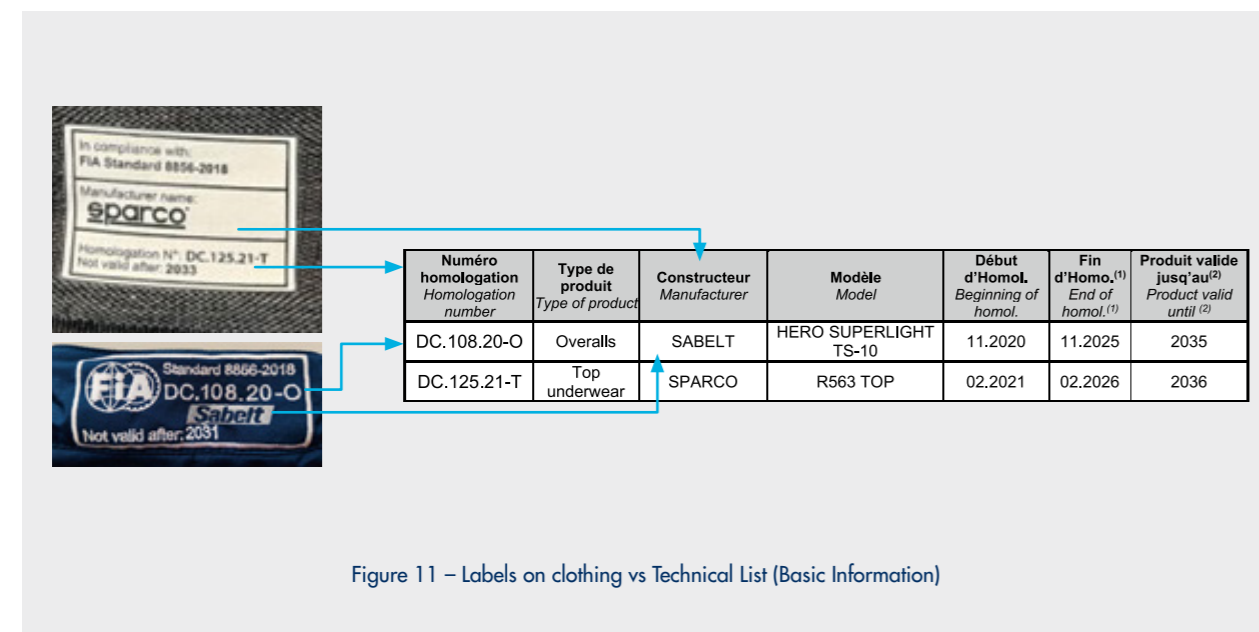


Figure 11 – Labels on clothing vs Technical List (Basic Information)



QR CODES - SUMMARY

FIA Safety leaflet driver's equipment



Appendix L



Technical List 74



Technical List 27

